

# NOVOX

AN EVOLUTION IN THE ELABORATION OF DENTAL MODELS.





# NOVOX

## AN EVOLUTION IN THE ELABORATION OF DENTAL MODELS.

If you are tired of cleaning the dust that plaster leaves in your laboratory, if you have to be always trying a new plaster to see if you can speed up the production of your models, if you cannot find a plaster that can reproduce the impression of your models faithfully to ensure that your work will be as good as you planned, you should try NOVOX.

# NOVOX®

AN EVOLUTION IN THE ELABORATION OF DENTAL MODELS

BASE

COLOUR  
WHITE

# YOU NEED IT IN YOUR LABORATORY!

Novox is not only another product to make your dental models but a tool with countless advantages to speed up, improve and add much more quality to you work. See why:



## Quality of life

Welfare, hygiene, health and cleaning, these are the first benefits that you have by using Novox in your laboratory or dental clinic. Composed with a Polyol based resin, Novox does not make dust and it is easy to manipulate and use due to its container it can be used in small physical spaces.

## Fidelity

Novox gives a great fidelity when duplicating your models copying the minimum details with an excellent presentation. All this with a big differential, as in the models the dimensions of the dental elements are smaller than 50 mm, there is not enough material to take place considerably exothermic reaction so the contraction and expansion is negligible and tends to zero.

## Resistance

One huge advantage of NOVOX is its resistance 36 times stronger than plaster. It also allows the technician to duplicate this value by placing the Novox model in the oven for 1 hour at 80°C degrees.

## Productivity

With Novox you start saving in the solidification time of your models which is reduced to 30 minutes. This speeds up the delivery of your works and patient scheduling of your client.

## Saving

You can make an arch using 20 to 40 ml of Novox, depending on the size of it. This means a great saving of material. You do not need to have plaster in several colours in your warehouse, you can use Novox Dyes to make several colours and also standardize the models used in your laboratory.



# WITH NOVOX EVERYTHING BECOMES EASIER

## INDICATION:

All types of dental models (master models, die cutting models, isolated die, partial models and prototypes).



## STEP BY STEP

1

Clean and dry the impression with blast of air. Before removing from the original container it is necessary to mix Novox Base to homogenize, as it is normal if some particles are sedimented.



### Proportion of Use:

- For each 10ml of NOVOX Base add 2.7ml of NOVOX activator.

### Recommendation:

- Use a total of 20ml to 40 ml per work, according to the size of the arch.

3

Using a dosing syringe remove the quantity of NOVOX Activator with the indicated proportion and add it to the NOVOX Base that is in the cup measured in millimeters, mix it for 20 seconds.



2

Once the previous step is done, place in a cup measured in millimeters the amount of NOVOX Base that will be used in the model and add the amount of NOVOX Dye you think is necessary, mixing until reach the desired colour.

### Available colors:

Black, yellow, blue, red, green and brown



5

Wait 30 minutes.  
Remove the pattern.



4

Immediately, drop the content in a pattern using a vibrator to avoid air bubbles in the model.



\*For more information visit:  
[www.dynamicabutment.com](http://www.dynamicabutment.com)

# MECHANICAL PROPERTIES AT 23°C (1)

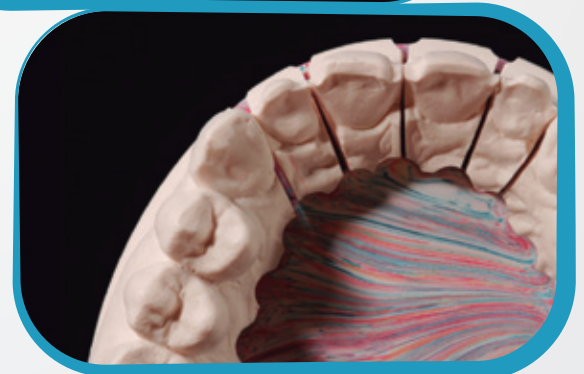
Hardness	ISO 868-85	Shore D	80
Elasticity in flexure	ISO 178-93	MPa	5.000
Bend Strength	ISO 178-93	MPa	50
Traction resistance	ISO 527-96	MPa	24
Compression resistance	ISO 604-97	MPa	62

\*(1): mean values obtained in standardized samples / Solidification 7 hours at 23°C






## SPECIFIC PROPERTIES

Time mixing Novox base + Activator	Manually 30 seconds 15 seconds with a mixer
Working time	2 minutes
Solidification time	30 minutes
Linear shrinkage (until 50 mm thickness) (2)	0,0 %
Linear expansion (until 50 mm thickness) (2)	0,0 %

\*(2): as in dental models, the dimensions of the dental elements are smaller than 50 mm, there is not enough material to cause a considerably exothermic reaction, so the contraction and expansion is negligible and tends to be zero.



## A UNIQUE PRODUCT

-  Excellent superficial aspect even after cutting or milling (smooth surface)
-  Waterproof, inert, resistant and easy glow recovery.
-  Easy to manipulate and to work with, time of solidification only 30 minutes
-  Easy scanning material, with no need to apply any product.
-  Ø of contraction and expansion  
\* see table for specific properties

Av. Blondel, 54 3º

25002 Lleida  
Tel. (+34) 973 289 580  
Fax. (+34) 973 272 816  
[das@dynamicabutment.com](mailto:das@dynamicabutment.com)

[www.dynamicabutment.com](http://www.dynamicabutment.com)